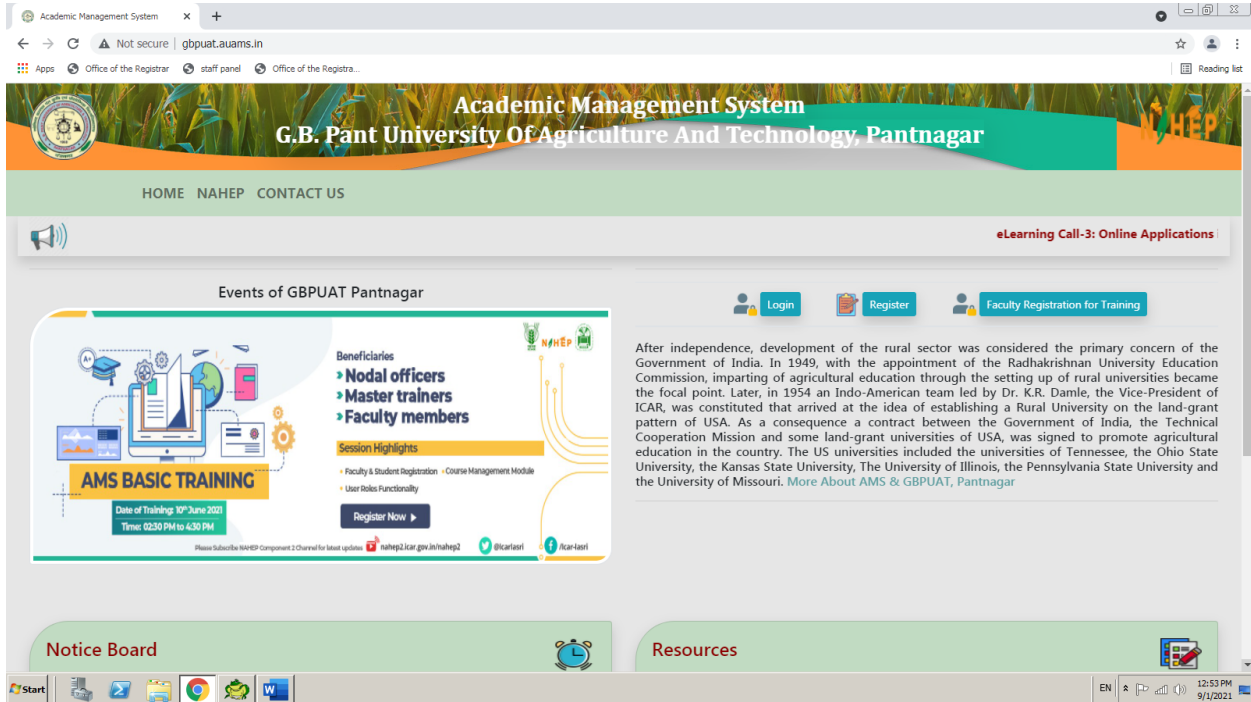
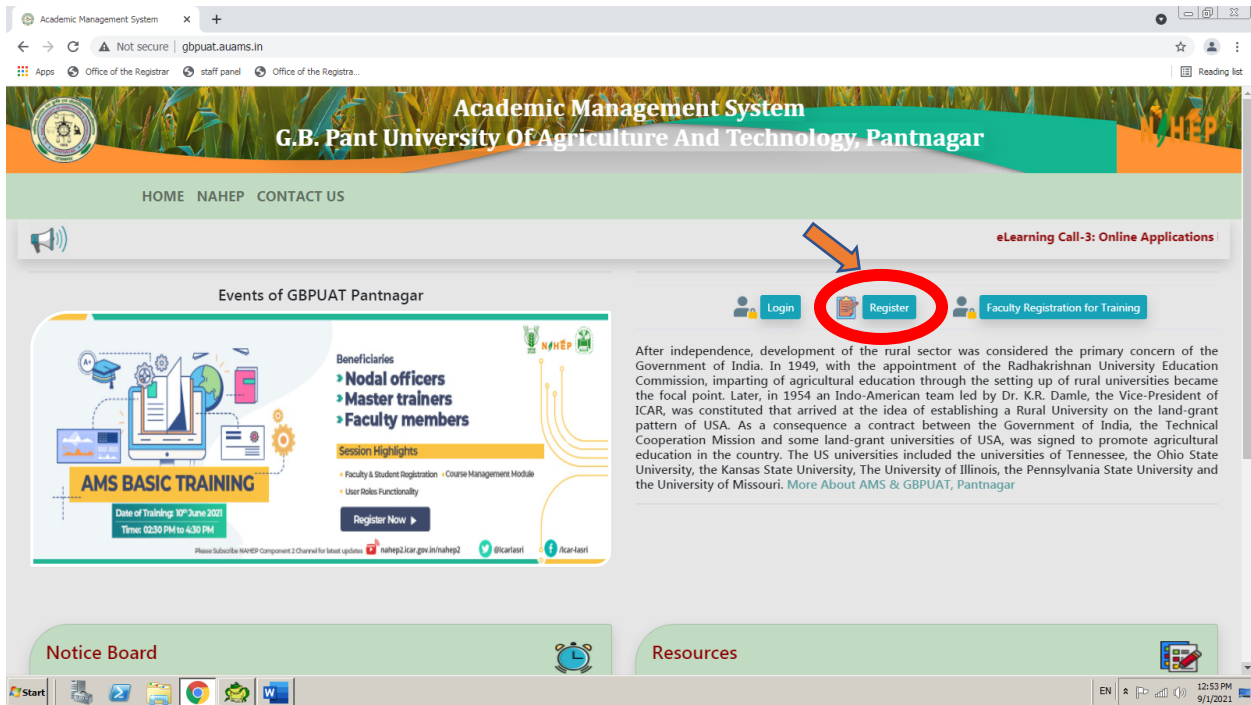


U.G. Students Semester Registration Process (2021-2022, I)

Step 1:- Open the Portal <http://gbpuat.auams.in/>



Step 2:- First student register with the Portal by clicking on Register Button.



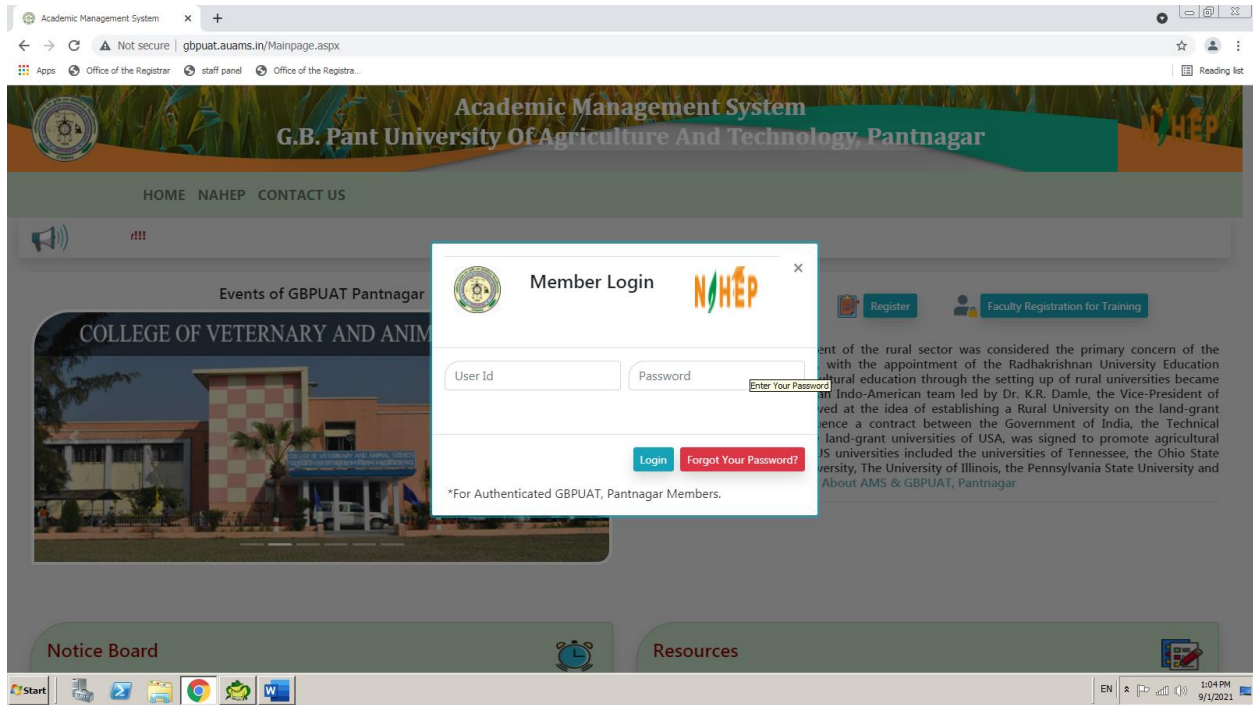
Step 3:- Fill the registration form and click on submit button.

The screenshot shows the 'STUDENT REGISTRATION' form in the Academic Management System. The form includes the following fields:

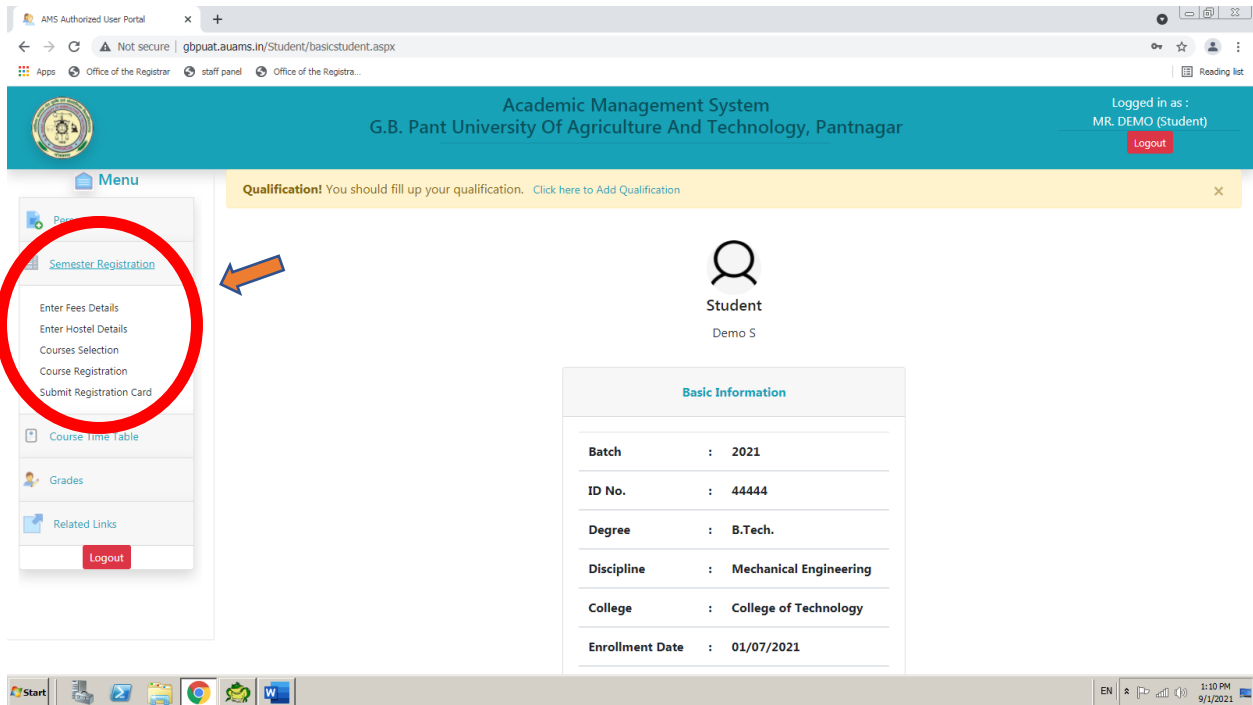
- *User Type:** A dropdown menu with 'Student' selected.
- *Userid (as Id No.):** A text input field labeled 'User ID'.
- *Password:** A text input field labeled 'Password'.
- *Confirm Password:** A text input field labeled 'Confirm Password'.
- *Title:** A dropdown menu with 'Title' selected.
- *First Name:** A text input field labeled 'First Name'.
- Middle Name:** A text input field labeled 'Middle Name'.
- Last Name:** A text input field labeled 'Last Name'.
- *Id Number:** A text input field labeled 'Id Number'.
- *Batch:** A dropdown menu with 'Please select' selected.
- *Father Name:** A text input field labeled 'Father Name'.
- *Mother Name:** A text input field labeled 'Mother Name'.
- *Gender:** A dropdown menu with 'Gender' selected.

Step 4:- After Approval by Admin student is able to login on the Portal by clicking login button.

The screenshot shows the 'Mainpage.aspx' of the Academic Management System. The page features a navigation bar with 'HOME', 'NAHEP', and 'CONTACT US'. A banner for 'eLearning Call-3: Online Applications invited for Creating and Review' is visible. Below the banner, there are three buttons: 'Login', 'Register', and 'Faculty Registration for Training'. The 'Login' button is highlighted with a red circle and an orange arrow pointing to it. Below the buttons, there is a section titled 'Events of GBPUAT Pantnagar' featuring a photograph of the 'COLLEGE OF VETERINARY AND ANIMAL SCIENCES'. At the bottom of the page, there are sections for 'Notice Board' and 'Resources'.



Step 5:- After login, click on Semester Registration and complete all steps (e.g. 1. fee details, 2. hostel details, 3. courses selection, 4. course registration, 5. submit registration card).



Step 6:- Finally to complete your registration process clicking on Submit Registration Card button

AMS Authorized User Portal

Not secure | gbpuat.auams.in/Student/rosterdym.aspx

Office of the Registrar | staff panel | Office of the Registrar...

Hostel Details :

Hosteller	Hostel Name and Room No.
Yes	Tagore Bhawan-124

Course Credits (Total Credits - 9)

Course No	Course Name	Course Credits	Course Instructor Approval
TSW371	SOIL AND WATER CONSERVATION ENGINEERING	3	Not Signed Pending
TSW496	SKILL DEVELOPMENT TRAINING II (STUDENT READY)	5	Not Signed Pending

Course Approval/Disapproval

Advisor	Comptroller	Registrar
Prof. Vinod Kumar Pending	Prof. Vinod Kumar Pending	Dr. ANIL KUMAR SHUKLA Pending

Submit Registration Form

Print

1:15 PM 9/1/2021

Your registration process is completed. Now advisor/HoD will approved it.

Thank You